

Baby Steps to Best Practices



Winter 2018

OFFICE HOURS

Monday-Friday
8:00am-5:00pm

HOLIDAY CLOSURES
January 1 & 15, 2018
February 19, 2018



STAY IN TOUCH

7 North 31st Street
Billings, MT 59101
406-869-2594
www.hrdc7.org

What's Inside?

Upcoming Trainings	2
Child Care Growth in 2017	3
CACFP & Family Services	4
Preschool & Infant Toddler Graduates	5
Jeri's Service	5
A Step Back in Time	6

Sensory Play in the Winter

Children are intuitive and skillful people who are actively engaging in their own research and sensory play is exactly that – research! During sensory play children are learning to be pioneers in their own learning and directing learning schemes.

Sensory play is a range of learning experiences that support and stimulate children's senses – touch, smell, taste, sight and hearing. Toddlers through school-age need the opportunity to explore and be involved in sensory learning experiences. It will enable the children to develop critical thinking – how and why things are the way they are.

Spatial awareness, size, shape, hard, soft, rough, smooth, loud and quiet are all concepts that are lay the foundation for further learning and development. Toddlers are very tactile

and learn a lot of valuable concepts through sensory play. Materials such as sand, water, ice, snow, mixtures of soap, shampoo, hair gel, cotton balls, and so forth are great ways

to incorporate sensory play throughout the winter. Children who do not want to touch materials may benefit from capturing materials in a zipper plastic bag or sealed plastic bottles. Items that may not be "safe" for the child, may also

be captured in a safe container for exploration (glitter, small figures, buttons, sequins, etc.)



What do children learn through sensory play centers?

- Texture and smell differences and similarities
- Motor development, mathematics, and scientific skills
- Creativity, color recognition, expressing thoughts and feelings
- Beat, rhythm, movement, and coordination to sounds
- Self-soothing skills by manipulating the materials.

Sensory play may get a little messy at times, but the learning that comes from these experiences are invaluable!

Think WINTER and get started with a simple sensory recipe on page 2.



HRDC Upcoming Trainings

January 2018

- 1/03/2018 Hot Button Issues in Childcare, 6:00pm-9:00pm
- 1/04/2018 MT Pyramid Model: Blended Module 2 Part 1, 6:00pm-9:00pm
- 1/06/2018 MELS in Motion, 10:00am-1:00pm—Miles City
- 1/06/2018 “Einstein Never Used Flashcards” Book Club, 1:00pm-5:00pm—Miles City
- 1/09/2018 Why Observe the Children? Part 1, 6:00pm-9:00pm
- 1/16/2018 Adult and Pediatric First Aid/CPR/AED, 10:30am-3:30pm—Miles City
- 1/16/2018 Program Management Essentials, 10:00am-12:00pm—Miles City
- 1/16/2018 Early Childhood Essentials, 12:30pm-3:30pm—Miles City
- 1/17/2018 Program Management Essentials, 9:00am-11:00am
- 1/17/2018 Early Childhood Essentials, 11:30am-2:30pm
- 1/18/2018 MT Pyramid Model: Blended Module 2 Part 2, 6:00pm-9:00pm
- 1/20/2018 I Am Moving, I Am Learning Part 1, 9:00am-5:00pm
- 1/20/2018 Adult and Pediatric First Aid/CPR/AED, 9:00am-3:00pm
- 1/23/2018 Why Observe the Children? Part 2, 6:00pm-9:00pm
- 1/24/2018 The Most Effective Activities for Movement in Small Places, 6:30pm-8:30pm
- 1/25/2018 Little Kids, Big Feelings, 6:00pm-8:00pm—Miles City
- 1/27/2018 A Step Back In Time, 4:00pm-9:00pm—HRDC & The Moss Mansion

February 2018

- 2/01/2018 MT Pyramid Model: Blended Module 1, Part 1, 6:00pm-9:00pm
- 2/03/2018 Adult and Pediatric First Aid/CPR/AED, 10:30am-3:30pm—Miles City
- 2/05/2018 Making the Most of Motivation, 6:30pm-8:30pm
- 2/06/2018 Infant & Child Oral Health, 6:30pm-8:30pm
- 2/06/2018 “Finding Your Smile Again” Book Club Part 1, 7:00pm-9:00pm—Web Based
- 2/07/2018 Trauma & Children: Undeniable Signs-Misinterpreted, 6:30pm-8:30pm
- 2/10/2018 Trauma-Informed Care 201, 12:00pm-4:00pm—Miles City
- 2/13/2018 MT Pyramid Model: Module 3 Overview, 6:30pm-8:30pm
- 2/14/2018 Child Care Collaboration, 6:00pm-8:00pm—Miles City
- 2/15/2018 MT Pyramid Model: Blended Module 1, Part 2, 6:00pm-9:00pm
- 2/17/2018 I Am Moving, I Am Learning Part 2, 9:00am-5:00pm
- 2/17/2018 Adult and Pediatric First Aid/CPR/AED, 9:00am-3:00pm
- 2/20/2018 Program Management Essentials, 10:00am-12:00pm—Miles City
- 2/20/2018 Early Childhood Essentials, 12:30pm-3:30pm—Miles City
- 2/21/2018 Program Management Essentials, 9:00am-11:00am
- 2/21/2018 Early Childhood Essentials, 11:30am-2:30pm
- 2/22/2018 Three Magic Links to Connect Your Preschool Community. 6:00pm-9:00pm
- 2/24/2018 Kindergarten Readiness, 10:00am-4:00pm—Miles City
- 2/27/2018 Structuring Stellar Staff Meetings, 6:30pm-8:30pm
- 2/27/2018 “Finding Your Smile Again” Book Club Part 2, 7:00pm-9:00pm—Web Based

March 2018

- 3/01/2018 Fun Facts About Learning Centers Part 1, 6:00pm-9:00pm
- 3/06/2018 Kindergarten Readiness Part 1, 6:30pm-8:30pm
- 3/08/2018 MT Pyramid Model: Blended Module 2 Part 1, 6:00pm-9:00pm
- 3/10/2018 Kindergarten Readiness Part 2, 9:00am-1:00pm
- 3/10/2018 Introduction to Ages & Stages Questionnaires, 9:00am-3:00pm—Miles City
- 3/12/2018 Brining the World to Life, 6:30pm-8:30pm
- 3/13/2018 “Finding Your Smile Again” Book Club Part 2, 7:00pm-9:00pm—Web Based
- 3/14/2018 Child Care Collaboration, 6:30pm-8:30pm
- 3/15/2018 Think You Know How to Communicate With Kids, 6:30pm-8:30pm
- 3/17/2018 Adult and Pediatric First Aid/CPR/AED, 9:00am-3:00pm
- 3/20/2018 Program Pros, 6:30pm-8:30pm
- 3/20/2018 Program Management Essentials, 10:00am-12:00pm—Miles City
- 3/20/2018 Early Childhood Essentials, 12:30pm-3:30pm—Miles City
- 3/21/2018 Program Management Essentials, 9:00am-11:00am
- 3/21/2018 Early Childhood Essentials, 11:30am-2:30pm
- 3/21/2018 Adult and Pediatric First Aid/CPR/AED, 10:30am-3:30pm—Miles City
- 3/22/2018 MT Pyramid Model: Blended Module 2 Part 1, 6:00pm-9:00pm
- 3/27/2018 MT Pyramid Model: Module 3 Overview, 6:30pm-8:30pm
- 3/28/2018 Trauma-Informed Care 101, 6:30pm-8:30pm
- 3/29/2018 Fun Facts About Learning Centers Part 2, 6:00pm-9:00pm

Frozen Themed Slime



SUPPLIES

- White washable glue
- Liquid Starch
- Water
- Blue food coloring
- Measuring Cup
- 2 bowls and a spoon
- Glitter
- Confetti, sparkly beads, snowflake buttons
- Frozen figures would be a great addition


INSTRUCTIONS

1. In one bowl mix 1/2 cup water and 1/2 cup of glue {really mix to combine completely}. Pour glue into water. Stir the glue and water together well!
2. Now's the time to add color, glitter, or confetti! Remember when you add color to white glue, the color will be lighter. Use clear glue for jewel toned colors!
3. Pour in 1/2 cup of liquid starch. You will see the slime immediately start to form. You won't be able to use a spoon for very long. The slime starts to come together instantly!
4. Switch to mixing with hands for a few minutes until you feel the majority of the liquid incorporated into the slime.
5. Put in a clean, dry container or on a plate. Slime can be played with right away but it's consistency changes a bit for the next 30 minutes to a smoother looking substance as opposed to the stringier slime you may originally see.
6. Decorate your liquid starch slime with snowflakes confetti or other wintery items.

<https://littlebinsforlittlehands.com/liquid-starch-slime-easy-sensory-play-recipe/>

Data includes the following counties Big Horn, Carbon, Carter, Custer, Fallon, Golden Valley, Musselshell, Powder River, Rosebud, Stillwater, Sweet Grass, Treasure, Wheatland & Yellowstone

HRDC 7's
Child Care
GROWTH
 in 2017

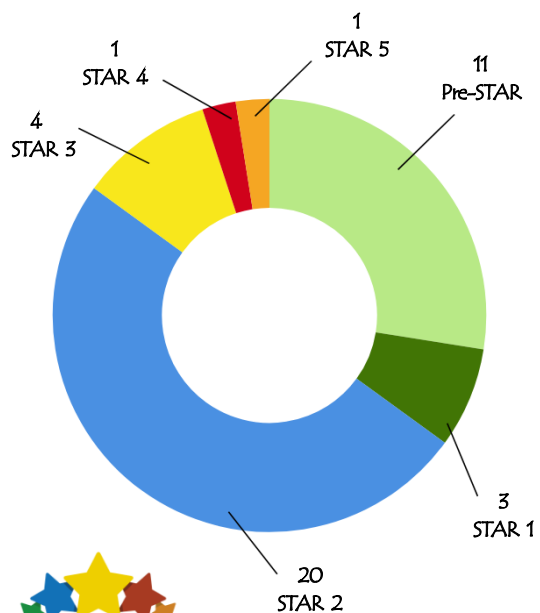


311 Total Providers

New Licensed Programs

- 9 FAMILY'S**
- 8 GROUP'S**
- 5 CENTER'S**

- 1 CARBON COUNTY**
- 1 CUSTER COUNTY**
- 20 YELLOWSTONE COUNTY**



New STARS to Quality Programs

Pre-STAR

- Linda Thomas/Bibs to Books: Billings
- April Dennis/Laurel Child Care: Laurel
- Victoria Johnson/Little Pumpkin Patch: Billings

- Tonya Barent/Kountry Kidz: Roberts
- Erin Buyske/Buyske Child Care: Billings

★ STAR 1

- Donna Olmstead/Caterpillar Clubhouse: Billings
- Michelle Wade/Little People Learning Center: Billings

★ STAR 2

- Allyse Gaugler/Lysee's Kids Daycare: Harlowton



126 Providers

Providers on our Child Care Referral Program

- 111 in Yellowstone County
- 6 in Custer County
- 4 in Stillwater County
- 2 in Rosebud County
- 1 in Big Horn County
- 1 in Carbon County
- 1 in Sweet Grass County

1151
 Hours of Professional Development



Child and Adult Care Food Program



Join the USDA Team Nutrition for monthly training webinars on hot topics related to the CACFP Meal Pattern requirements.

Webinars will be held on the third Thursday of every month.

- English from 2:00 to 2:30 PM ET
- Spanish from 3:00 to 3:30 PM ET

Practice what you've learned, answer scenario-based questions for a certificate of completion and continuing education credit toward your CACFP Professionals Certification.

Sign up at the link below.

<https://www.fns.usda.gov/tn/cacfp-half-time-thirty-thursdays-training-webinar-series>

Future Webinars:

January 18, 2018: Serving Milk in the CACFP

February 15, 2018: Menu Planning for the CACFP

Family Services

How authorized hours are determined for clients on the Best Beginnings Scholarship.


- When clients apply for the scholarship, they submit a work or school verification form that lets us know their weekly schedule.
- We look at their daily or weekly hours (depending on whether their schedule varies), the hours that the provider is open, and the hours that any school age children are attending school.
- Then we authorize the hours that the parent is working, as long as the provider is open and the child is not in school during that time.
- We also authorize additional "travel time" to cover the time it takes for the client to travel between work and the provider.
- If a parent is going over on their hours, we ask that they submit a new work verification or a copy of their paystubs so that we can verify the additional hours are for a qualified activity; this will also allow us to authorize additional care if needed.
- Authorized hours for children who are on a referral from CPS or TANF is determined based on the referral we receive from those programs."

Aaron Cofer, Program Manager has resigned his position at HRDC to further his professional development. Aaron's career at HRDC began as an Eligibility Specialist determining eligibility for the Best Beginning Scholarship. Within 4 months he advanced to a supervisor, and then to Program Manager. He was an expert in policy and passed that onto the Case Managers who are very well versed in policy, so he left us in good hands. He was with the Child Care Program for 4 years, and was our 'go to' person for computer and technology issues. We miss him already, but wish him all the best!



Stephanie Fossum, Program Manager for Provider Services is stepping in to help with Family Services, so she will be your contact person for questions/concerns about matters regarding the Best Beginning Scholarships.

350 copies of this public document were printed at an estimated cost of \$0.69 per copy, for a total estimated cost of \$241.50. 297 copies were distributed for a total estimated cost of \$34.21 Montana State Department of Public Health and Human Services, Human and Community Services Division contracts with HRDC Community Action Agency as the state authorized Child Care Resource and Referral Agency for Big Horn, Carbon, Carter, Custer, Fallon, Golden Valley, Musselshell, Powder River, Rosebud, Stillwater, Sweet Grass, Treasure, Wheatland and Yellowstone counties. This project is funded (in part) under a contract with the Montana Department of Public Health and Human Services. The statements herein do not necessarily reflect the opinion of the Department.



Check Out These Graduates

Congratulations to the fall semester of the Montana Certified Preschool Teacher Course and the Montana Certified Infant Toddler Caregiver Course graduates. We are please to give some much deserved recognition to these recent graduates.

Both courses require 60 hours of classroom commitment as well as homework, projects, research papers, and class participation.

These courses build a great foundation for the national Child Development Associate (CDA) credential. Enrollment is limited for each class. If you wish to enroll, watch for applications on our website at www.hrdc7.org. Applications are posted 2 months prior to the start of the January & September semesters.

For more information:

Montana Certified Preschool Teacher Course
Janet Mann: jmann@hrdc7.org

Montana Certified Infant Toddler Caregiver Course
Anita Bauer: abauer@hrdc7.org
Monica Ayers: mayers@hrdc7.org



Back Row, Left to Right: Erica Anderson, Donna Olmstead, Jasmine Allen, Shelby Doering, Cassie Chilton, Christine Dorris, Jasmyn Florez.
Front Row, Left to Right: Tina Pilon, Michelle Wade, Sarah Alden, Alana Dannon, Keaton Dubeau, Bobbie Moffit

PRESCHOOL



Back Row, Left to Right: Jessica Bowman, Sandra Mahoney, Alex Schultz
Middle Row, Left to Right: Victoria Johnson, Katherine Alton, Braidy Schmack
Front Row, Left to Right: Savanna Puderbaugh, Rosalba Solorio, Nicole Wimpler, Allyse Gaugler
Absent: Althea Fochs Smith, Sunny Cook

INFANT/TODDLER

“I am Proud to Serve”

For those of you who do not know, one of our child care trainers, Jeri Fowler, is a Chief Paralegal for the Montana National Guard. This means she is an active member of our nation’s military. During her time as an employee at HRDC, she has served by attending drills once a month and by attending specialized trainings. She was also mobilized to fight fires in Montana this summer! Those of us who work closely with Jeri are so proud of her service, and that our agency can support her in her commitment to our nation’s security.

Through Jeri, the trainers have learned a lot about the dedicated work that Montana’s National Guard does. Should any of you wish to send cards, crafts from the kids in your program, or treats, to Montana Service Members overseas, Jeri knows they will be thrilled to get Montana cheer.

Soldiers from the 190th CSSB and the ESGR staff awarded HRDC with the Patriot Award recognizing their support of Jeri’s military service.





District 7
Human Resources
Development Council
7 North 31st Street
PO Box 2016
Billings, MT 59103

Non-Profit Org.

U.S. Postage

PAID

Billings, Montana

Permit No. 912

A Step Back In Time

Saturday, January 27, 2017
5:00pm-9:00pm



Come join us as we step back in time. This training will focus on the importance of problem solving skills and how to incorporate them into the classroom.

The first part of the training will be held at HRDC and then will move over to the Moss Mansion, who will be hosting a live game of Clue where you can put your problem solving skills to test!

Check out the calendar for more details or the online registration at <https://www.mtecp.org/registry/register.aspx?evid=504247>.



SIGN UP TODAY

If you're not already receiving the HRDC 7 Provider Services E-Newsletter be sure to scan the QR code above to sign up today. You will be required to follow the confirmation link sent in your first email to complete your enrollment.

- Direct link to online registrations
- New training opportunities
- Quick links to resources